



soundguide / soundguide plus configurator order number

Order no.: 12 598

1

2

3



4

/

A

B

C

X 1 Version

1	Only acoustic
---	---------------

X 2 Colour + acoustic installation type

0	Grey – pole installation
1	Green – pole installation
2	Black – pole installation
3	Black – signal chamber installation




X 3 Connection cable

0	Standard / 3 m
---	----------------

X 4 Push-button

0	Without
---	---------

X
Mark with a
cross where
applicable!

X 1 Version

2	Acoustic + push-button system, Standard
3	Acoustic + push-button system, Premium

X 2 Colour + acoustic installation type

0	Grey – pole installation
1	Green – pole installation
2	Black – pole installation
3	Black – signal chamber installation

X 3 Connection cable

1	Standard / 3 m; push-button: 1.50 m
---	-------------------------------------

X 4 Push-button

1	Push-button + VPB + LED
2	Sensor + VPB + LED
3	Push-button + VPB
4	Sensor + VPB
5	VPB

Abbreviations used

- VPB = Vibrating push-button
- LED = Visual feedback

- PED = Pedestrian
- ÖNORM = Austrian standard



No assignment necessary with soundguide selected!



X (A) Feedback labels

0	Wait for signal
1	Please wait
2	System in operation
3	Three dots lit
4	Without
5	Please push
6	Wait for green

X (B) Request labels

0	Please push / Please touch*
1	Please push / Please touch + hand*
2	Please push / Please touch + bicycle*
3	Visually impaired symbol (3 dots)
4	Visually impaired symbol as per ÖNORM standard
5	Hand symbol

* Please press is used when push-button has been selected under 1

* Please touch is used when 1 sensor has been selected under

X (C) Language labels

0	German
1	English
2	Polish
3	Croatian
4	Dutch
5	Slovenian
6	Czech
7	Romanian
8	Turkish
9	Spanish
A	French
B	Estonian
C	Hebrew
D	Portuguese
E	Greek
F	Latvian

Label information for push-button

Please state the required language for your requested label.

(A) : _____

(B) : _____

(C) : _____