




Manhole Configurator EK 800

= Please mark requested variant

1 Manhole body

	Description	Paveable cover Item No.	Chequered stud plate cover Item No.	Concrete-lined cover Item No.
	Visual depiction			
Height 1 = 625 mm	<ul style="list-style-type: none"> Elec. installation kit up to max. 32 A socket only for var. 1; 2; 10 No water and/or waste water possible No main fuse and/or clamping unit possible 	06 800 0501 1 x size 220 frame <input type="checkbox"/>	06 800 0501/001 1 x size 220 frame <input type="checkbox"/>	06 800 0501/002 1 x size 220 frame <input type="checkbox"/>
Height 2 = 845 mm	<ul style="list-style-type: none"> Electrical installation kit: no restrictions No water and/or waste water possible No main fuse and/or clamping unit possible 	06 800 0502 2 x size 220 frame <input type="checkbox"/>	06 800 0502/001 2 x size 220 frame <input type="checkbox"/>	06 800 0502/002 2 x size 220 frame <input type="checkbox"/>
Height 3 = 1065 mm	No restrictions	06 800 0503 3 x size 220 frame <input type="checkbox"/>	06 800 0503/001 3 x size 220 frame <input type="checkbox"/>	06 800 0503/002 3 x size 220 frame <input type="checkbox"/>

2 Test category

Test category	Item No.	Selection
DIN EN124-B125	06 800 0053	<input type="checkbox"/>
DIN EN124-D400	06 800 0052	<input type="checkbox"/>

2.1 Serial number marking


Description	Item No.	Selection
Serial number marking	06 800 0004	<input type="checkbox"/>



3 Step protection


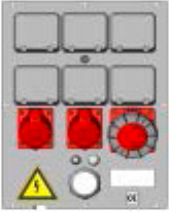
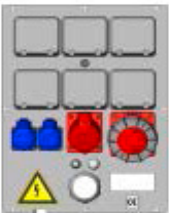
Optional when equipped with submersion hood.

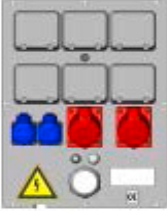

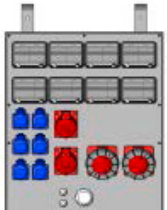
Variants	Item No.	Selection
Integrated, hinged	06 800 0058	<input type="checkbox"/>
Not integrated, insertable	70 071 6621	<input type="checkbox"/>

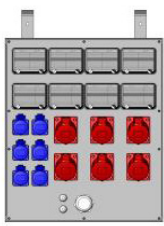
4 Electrical installation kit

Vari- ant	Visual depiction	Configuration	Cable cross-sec- tion	Back-up fuse rated current	Item No.	Selection
1.1		16 x Schuko 4 x 16 A 5-pole 0 x 32 A 5-pole	16 mm ²	max. 80 A	06 800 0301	<input type="checkbox"/>
1.2		16 x Schuko 3 x 16 A 5-pole 1 x 32 A 5-pole	16 mm ²	max. 80 A	06 800 0302	<input type="checkbox"/>
1.3		16 x Schuko 2 x 16 A 5-pole 2 x 32 A 5-pole	16 mm ²	max. 80 A	06 800 0303	<input type="checkbox"/>
1.4		16 x Schuko 1 x 16 A 5-pole 3 x 32 A 5-pole	16 mm ²	max. 80 A	06 800 0304	<input type="checkbox"/>
1.5		16 x Schuko 0 x 16 A 5-pole 4 x 32 A 5-pole	16 mm ²	max. 80 A	06 800 0305	<input type="checkbox"/>

Variant	Visual depiction	Configuration	Cable cross-section	Back-up fuse rated current	Item No.	Selection
2.1		8 x Schuko 6 x 16 A 5-pole 0 x 32 A 5-pole	16 mm ²	max. 80 A	06 800 0306	<input type="checkbox"/>
2.2		8 x Schuko 5 x 16 A 5-pole 1 x 32 A 5-pole	16 mm ²	max. 80 A	06 800 0307	<input type="checkbox"/>
2.3		8 x Schuko 4 x 16 A 5-pole 2 x 32 A 5-pole	16 mm ²	max. 80 A	06 800 0308	<input type="checkbox"/>
2.4		8 x Schuko 3 x 16 A 5-pole 3 x 32 A 5-pole	16 mm ²	max. 80 A	06 800 0309	<input type="checkbox"/>
2.5		8 x Schuko 2 x 16 A 5-pole 4 x 32 A 5-pole	16 mm ²	max. 80 A	06 800 0310	<input type="checkbox"/>
2.6		8 x Schuko 1 x 16 A 5-pole 5 x 32 A 5-pole	16 mm ²	max. 80 A	06 800 0311	<input type="checkbox"/>
2.7		8 x Schuko 0 x 16 A 5-pole 6 x 32 A 5-pole	16 mm ²	max. 80 A	06 800 0312	<input type="checkbox"/>
3.1		8 x Schuko 2 x 16 A 5-pole 0 x 32 A 5-pole 2 x 63 A 5-pole	25 mm ²	max. 100 A	06 800 0313	<input type="checkbox"/>
3.2		8 x Schuko 1 x 16 A 5-pole 1 x 32 A 5-pole 2 x 63 A 5-pole	25 mm ²	max. 100 A	06 800 0314	<input type="checkbox"/>
3.3		8 x Schuko 0 x 16 A 5-pole 2 x 32 A 5-pole 2 x 63 A 5-pole	25 mm ²	max. 100 A	06 800 0315	<input type="checkbox"/>

Variant	Visual depiction	Configuration	Cable cross-section	Back-up fuse rated current	Item No.	Selection
4.1		8 x Schuko 4 x 16 A 5-pole 0 x 32 A 5-pole 1 x 63 A 5-pole	25 mm ²	max. 100 A	06 800 0316	<input type="checkbox"/>
4.2		8 x Schuko 3 x 16 A 5-pole 1 x 32 A 5-pole 1 x 63 A 5-pole	25 mm ²	max. 100 A	06 800 0317	<input type="checkbox"/>
4.3		8 x Schuko 2 x 16 A 5-pole 2 x 32 A 5-pole 1 x 63 A 5-pole	25 mm ²	max. 100 A	06 800 0318	<input type="checkbox"/>
4.4		8 x Schuko 1 x 16 A 5-pole 3 x 32 A 5-pole 1 x 63 A 5-pole	25 mm ²	max. 100 A	06 800 0319	<input type="checkbox"/>
4.5		8 x Schuko 0 x 16 A 5-pole 4 x 32 A 5-pole 1 x 63 A 5-pole	25 mm ²	max. 100 A	06 800 0320	<input type="checkbox"/>
5.1		16 x Schuko 2 x 16 A 5-pole 0 x 32 A 5-pole 1 x 63 A 5-pole	25 mm ²	max. 100 A	06 800 0321	<input type="checkbox"/>
5.2		16 x Schuko 1 x 16 A 5-pole 1 x 32 A 5-pole 1 x 63 A 5-pole	25 mm ²	max. 100 A	06 800 0322	<input type="checkbox"/>
5.3		16 x Schuko 0 x 16 A 5-pole 2 x 32 A 5-pole 1 x 63 A 5-pole	25 mm ²	max. 100 A	06 800 0323	<input type="checkbox"/>
6.1		12 x Schuko 3 x 16 A 5-pole 0 x 32 A 5-pole 1 x 63 A 5-pole	25 mm ²	max. 100 A	06 800 0324	<input type="checkbox"/>
6.2		12 x Schuko 2 x 16 A 5-pole 1 x 32 A 5-pole 1 x 63 A 5-pole	25 mm ²	max. 100 A	06 800 0325	<input type="checkbox"/>
6.3		12 x Schuko 1 x 16 A 5-pole 2 x 32 A 5-pole 1 x 63 A 5-pole	25 mm ²	max. 100 A	06 800 0326	<input type="checkbox"/>
6.4		12 x Schuko 0 x 16 A 5-pole 3 x 32 A 5-pole 1 x 63 A 5-pole	25 mm ²	max. 100 A	06 800 0327	<input type="checkbox"/>

Variant	Visual depiction	Configuration	Cable cross-section	Back-up fuse rated current	Item No.	Selection
7.1		8 x Schuko 6 x 16 A 3-pole 2 x 16 A 5-pole 0 x 32 A 5-pole 1 x 63 A 5-pole	25 mm ²	max. 100 A	06 800 0328	<input type="checkbox"/>
7.2		8 x Schuko 6 x 16 A 3-pole 1 x 16 A 5-pole 1 x 32 A 5-pole 1 x 63 A 5-pole	25 mm ²	max. 100 A	06 800 0329	<input type="checkbox"/>
7.3		8 x Schuko 6 x 16 A 3-pole 0 x 16 A 5-pole 2 x 32 A 5-pole 1 x 63 A 5-pole	25 mm ²	max. 100 A	06 800 0330	<input type="checkbox"/>
8.1		6 x 16 A 3-pole 4 x 16 A 5-pole 0 x 32 A 5-pole 1 x 63 A 5-pole	25 mm ²	max. 100 A	06 800 0331	<input type="checkbox"/>
8.2		6 x 16 A 3-pole 3 x 16 A 5-pole 1 x 32 A 5-pole 1 x 63 A 5-pole	25 mm ²	max. 100 A	06 800 0332	<input type="checkbox"/>
8.3		6 x 16 A 3-pole 2 x 16 A 5-pole 2 x 32 A 5-pole 1 x 63 A 5-pole	25 mm ²	max. 100 A	06 800 0333	<input type="checkbox"/>
8.4		6 x 16 A 3-pole 1 x 16 A 5-pole 3 x 32 A 5-pole 1 x 63 A 5-pole	25 mm ²	max. 100 A	06 800 0334	<input type="checkbox"/>
8.5		6 x 16 A 3-pole 0 x 16 A 5-pole 4 x 32 A 5-pole 1 x 63 A 5-pole	25 mm ²	max. 100 A	06 800 0335	<input type="checkbox"/>
9.1		6 x 16 A 3-pole 2 x 16 A 5-pole 0 x 32 A 5-pole 2 x 63 A 5-pole	25 mm ²	max. 100 A	06 800 0336	<input type="checkbox"/>
9.2		6 x 16 A 3-pole 1 x 16 A 5-pole 1 x 32 A 5-pole 2 x 63 A 5-pole	25 mm ²	max. 100 A	06 800 0337	<input type="checkbox"/>
9.3		6 x 16 A 3-pole 0 x 16 A 5-pole 2 x 32 A 5-pole 2 x 63 A 5-pole	25 mm ²	max. 100 A	06 800 0338	<input type="checkbox"/>

Variant	Visual depiction	Configuration	Cable cross-section	Back-up fuse rated current	Item No.	Selection
10.1		6 x 16 A 3-pole 6 x 16 A 5-pole 0 x 32 A 5-pole	16 mm ²	max. 80 A	06 800 0339	<input type="checkbox"/>
10.2		6 x 16 A 3-pole 5 x 16 A 5-pole 1 x 32 A 5-pole	16 mm ²	max. 80 A	06 800 0340	<input type="checkbox"/>
10.3		6 x 16 A 3-pole 4 x 16 A 5-pole 2 x 32 A 5-pole	16 mm ²	max. 80 A	06 800 0341	<input type="checkbox"/>
10.4		6 x 16 A 3-pole 3 x 16 A 5-pole 3 x 32 A 5-pole	16 mm ²	max. 80 A	06 800 0342	<input type="checkbox"/>
10.5		6 x 16 A 3-pole 2 x 16 A 5-pole 4 x 32 A 5-pole	16 mm ²	max. 80 A	06 800 0343	<input type="checkbox"/>
10.6		6 x 16 A 3-pole 1 x 16 A 5-pole 5 x 32 A 5-pole	16 mm ²	max. 80 A	06 800 0344	<input type="checkbox"/>
10.7		6 x 16 A 3-pole 0 x 16 A 5-pole 6 x 32 A 5-pole	16 mm ²	max. 80 A	06 800 0345	<input type="checkbox"/>
11	Submersion hood with mounting panel	Prepared for individual configuration by customers			06 800 0346	<input type="checkbox"/>
12	Without electrical installation / without submersion hood	Earthing and mounting set for version without electrical installation kit. CAUTION! Damper settings corresponds to the assembly condition with electrical fixtures.			06 800 0300	<input type="checkbox"/>

5 Connection cable for electrical installation kit

Cable cross-section based on list with electrical installation kit not in connection with the main fuse.

Connection cable	Item No.	Selection
5 x 35 mm ² ; 3 metres	06 800 0090	<input type="checkbox"/>
4 x 35 mm ² ; 3 metres	06 800 0091	<input type="checkbox"/>
5 x 25 mm ² ; 3 metres	06 800 0092	<input type="checkbox"/>
4 x 25 mm ² ; 3 metres	06 800 0093	<input type="checkbox"/>
5 x 16 mm ² ; 3 metres	06 800 0094	<input type="checkbox"/>
4 x 16 mm ² ; 3 metres	06 800 0095	<input type="checkbox"/>

6 Main fuse and/or clamping unit

Optional at height 3 (1065 mm)

Cable cross-section based on list with electrical installation kit.

Visual depiction	Description	Item No.	Selection
	Main fuse NH-00 max. 100A / with 3.5 m connection cable 5 x 35mm ²	06 664 0550	<input type="checkbox"/>
	Main fuse NH-00 max. 100A / with 3.5 m connection cable 4 x 35 mm ²	06 664 0551	<input type="checkbox"/>
	Main fuse NH-00 max. 100A / with 3.5 m connection cable 5 x 25 mm ²	06 664 0552	<input type="checkbox"/>
	Main fuse NH-00 max. 100A / with 3.5 m connection cable 4 x 25 mm ²	06 664 0553	<input type="checkbox"/>
	Main fuse NH-00 max. 80A / with 3.5 m connection cable 5 x 16 mm ²	06 664 0554	<input type="checkbox"/>
	Main fuse NH-00 max. 80A / with 3.5 m connection cable 4 x 16 mm ²	06 664 0555	<input type="checkbox"/>
	IP68 housing with 16-35 mm ² clamp, 35 mm ² cable for elec. installation kit for connection cable, Ø 34-45 mm (not included with delivery)	06 664 0556	<input type="checkbox"/>
	IP68 housing with 16-35 mm ² clamp, 25 mm ² cable for elec. installation kit for connection cable, Ø 34-45 mm (not included with delivery)	06 664 0557	<input type="checkbox"/>
IP68 housing with 16-35 mm ² clamping block 16 mm ² cable for elec. installation kit for connection cable, Ø 27-34.5 mm (not included with delivery)	06 664 0558	<input type="checkbox"/>	

7 Lid lock heater

Lid lock heater	Item No.	Selection
Yes	06 800 0060	<input type="checkbox"/>
No	-	<input type="checkbox"/>

8 Waste water


Optional at height 3 (1065 mm)

Waste water 2" Storz coupler	Item No.	Selection
Yes	06 800 0059	<input type="checkbox"/>
No	-	<input type="checkbox"/>



9 Fresh water

Optional at height 3 (1065 mm)

1/2"-1" quick disconnect coupler in the outlet area, 1" disconnect coupler in the access area

Visual depiction	Description	Item No.	Selection
	2 x Fresh water connection	70 070 7902	<input type="checkbox"/>
	4 x Fresh water connection	70 070 7904	<input type="checkbox"/>
	2 x Fresh water connection with main hydrant	70 070 7906	<input type="checkbox"/>
	4 x Fresh water connection with main hydrant	70 070 7908	<input type="checkbox"/>
	2 x Fresh water connection with water meter	70 070 7910	<input type="checkbox"/>
	4 x Fresh water connection with water meter	70 070 7912	<input type="checkbox"/>
	2 x Fresh water connection with main hydrant and water meter	70 070 7914	<input type="checkbox"/>
	4 x Fresh water connection with main hydrant and water meter	70 070 7916	<input type="checkbox"/>

10 Optional Accessories

Visual depiction	Description	Item No.	Selection
	Hexagonal socket spanner SW14 T-shape	70 069 9600	<input type="checkbox"/>
	Valve key for main hydrant T-shape	70 071 0500	<input type="checkbox"/>

11 Language Installation, operation and maintenance guidelines

Language	Item No.	Selection
German	70 070 0900 / 000	<input type="checkbox"/>
English	70 070 0900 / 001	<input type="checkbox"/>

Other languages available on request.